

2023 Early Thaw Horse Show

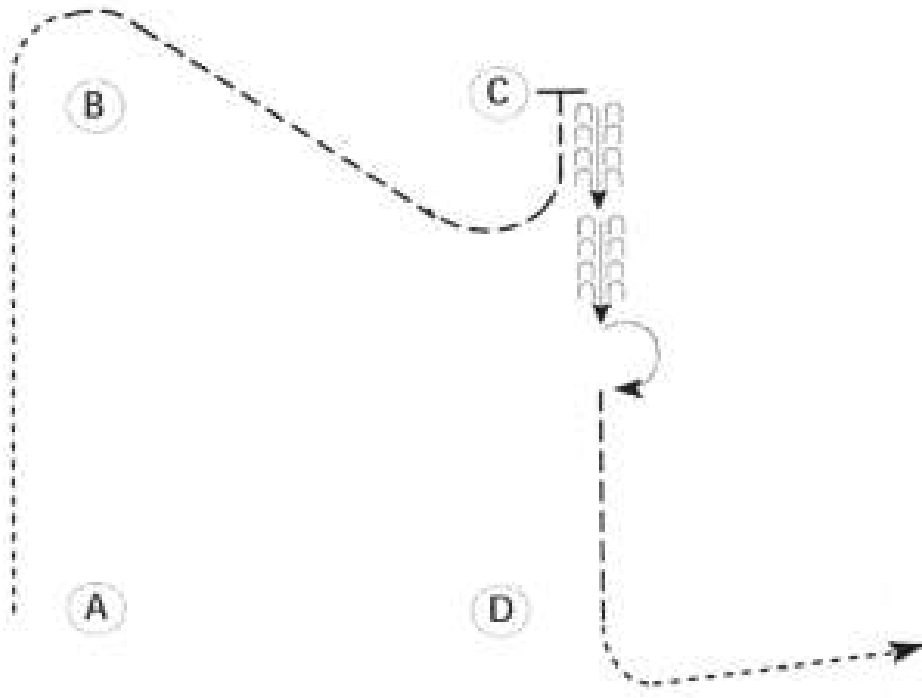
Horsemanship (Walk Trot 11 & Under)

Class 628

Show Date: 03-05-2023

WWW.HORSESHOWPATTERNS.COM

WWW.HORSESHOWPATTERNS.COM



Be ready at A.

1. Walk to B.
2. At the top of B, begin to jog.
3. Jog to C.
4. Stop and back approximately one horse length.
5. Turn 180 degrees to the right.
6. Jog to D.
7. Walk at D and turn to the left.

Follow the instructions of your ring steward.

Walk	-----
Jog	- - - - -
Extended Jog	-----
Lope	—————
Leg Yield	
Lead Change	↖ ↗
Back	← C C C C C
Marker	(B)
Sidepass	← →

[WH/WT-52]

Pattern Provided by:
Judges

2023 Early Thaw Horse Show

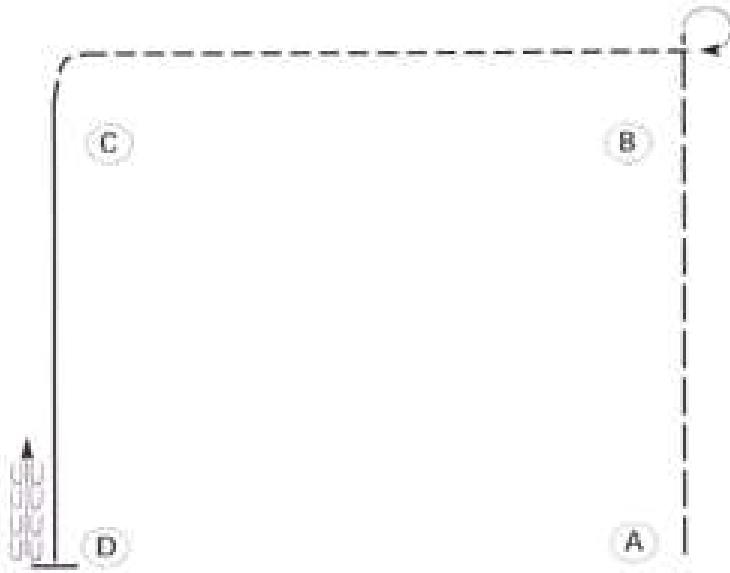
Horsemanship (Adult & Youth All Breed)

Classes 626-627

Show Date: 03-05-2023

WWW.HORSESHOWPATTERNS.COM

WWW.HORSESHOWPATTERNS.COM



Be ready at A.

1. Extended jog from A to B.
2. Stop past B and execute a 270 degree turn to the right.
3. Jog from B around C.
4. Lope on the left lead from C to D.
5. Stop at D and back one horse length.

Please exit at a jog.

Walk	-----
Jog	-----
Extended Jog	-----
Lope	-----
Leg Yield	
Lead Change	↖ ↗
Back	← ← ← ← ← ← ← ← ← ←
Marker	⊙ B
Sidepass	← →

[WH/1-23]

Pattern Provided by:

Judges

2023 Early Thaw Horse Show

Classes

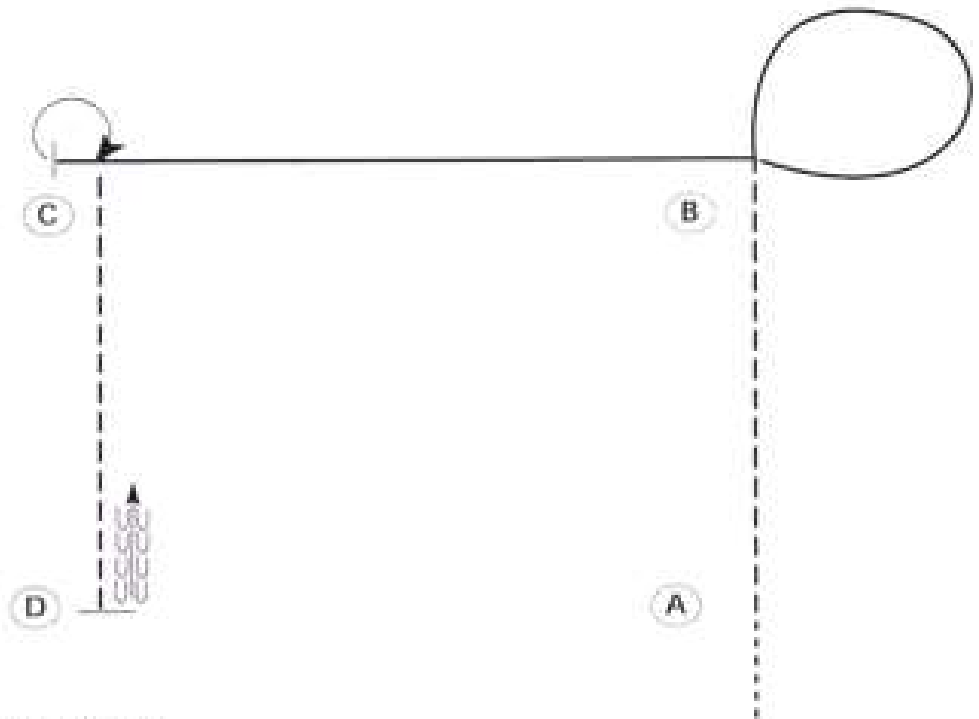
Horsemanship (All Novice and Rookie)

425, 515 = 427 + 516

Show Date: 03-05-2023

WWW.HORSESHOWPATTERNS.COM

WWW.HORSESHOWPATTERNS.COM



Be ready before A.

1. Walk to A.
2. Jog to B.
3. Lope on the right lead in a circle to the right.
4. Continue to lope on the right lead to C.
5. Stop at C.
6. Turn 270 degrees to the right.
7. Jog to D.
8. Stop at D and back approximately one horse length.

Follow the instructions of your ring steward.

- Walk (dotted line)
- Jog - - - - - (dashed line)
- Extended Jog - - - - - (long dashed line)
- Lope _____ (solid line)
- Leg Yield ||||| (vertical bars)
- Lead Change (diagonal lines)
- Back ← (dashed line with arrow)
- Marker (circle with B)
- Sidepass ← → (solid line with arrows)

[WH/1-50]

Pattern Provided by:

Judges

2023 Early Thaw Horse Show

Horsemanship (Youth All Ages, Amateur & Select)

@lasses

426-428-429

Show Date: 03-05-2023

WWW.HORSESHOWPATTERNS.COM

WWW.HORSESHOWPATTERNS.COM

Be ready at A

1. Lope on the right lead from A to and around B
2. Halfway to C, perform a lead change (simple or flying)
3. Lope to C
4. Stop and perform a 270 degree turn to the left
5. Jog halfway to D
6. Extend the jog to and around D
7. Halfway to C, break to a walk
8. Stop at C and back approximately one horse length

Follow the instructions of your ring steward

Walk	-----
Jog	- - - - -
Extended Jog	-----
Lope	=====
Leg Yield	
Lead Change	↖ ↗
Back	← ← ← ← ←
Marker	⊙ B
Sidepass	← ← ←

[WH/3-71]

Pattern Provided by:

Judges

Modified on
1/27/2023